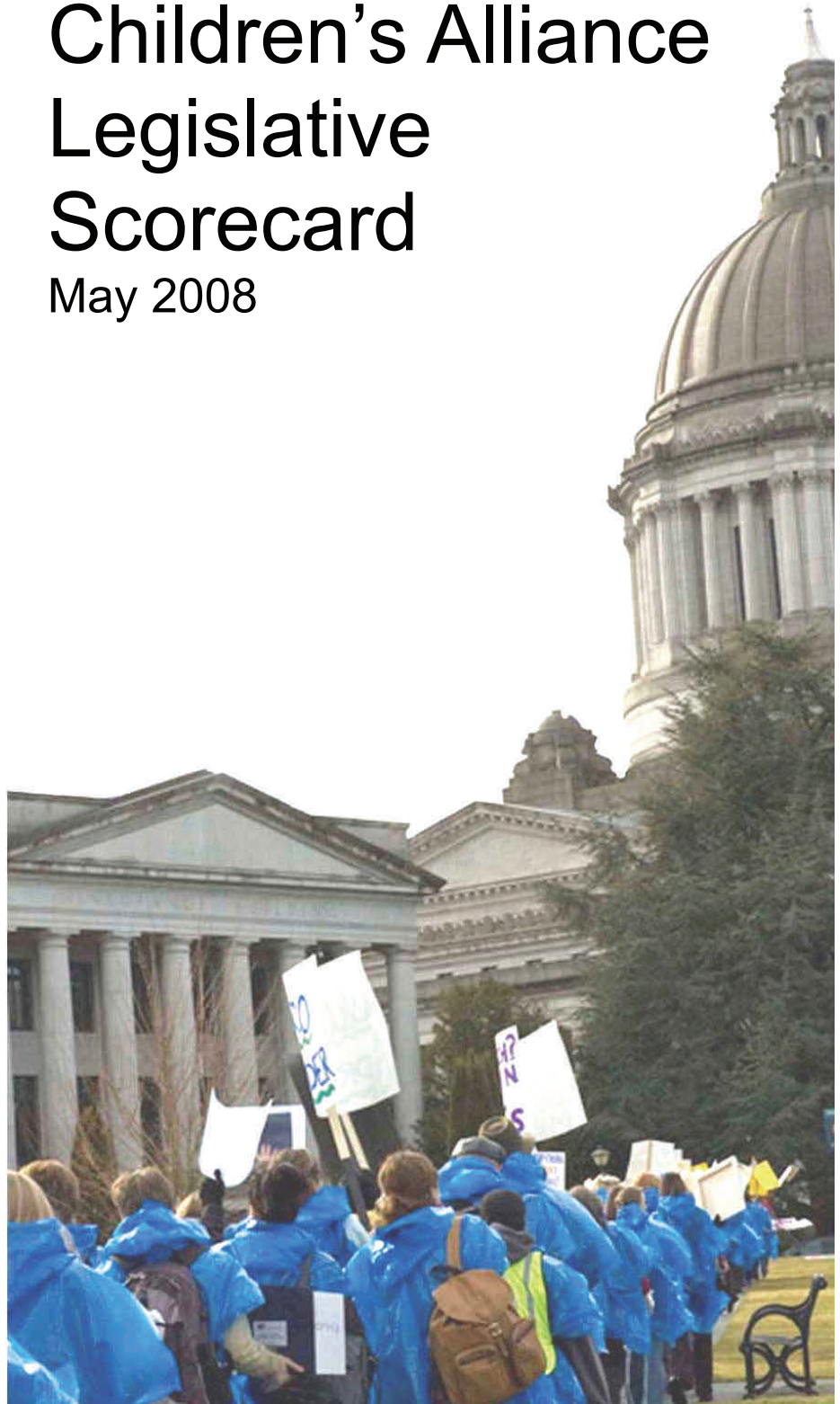


Did they vote for kids?

Children's Alliance Legislative Scorecard May 2008

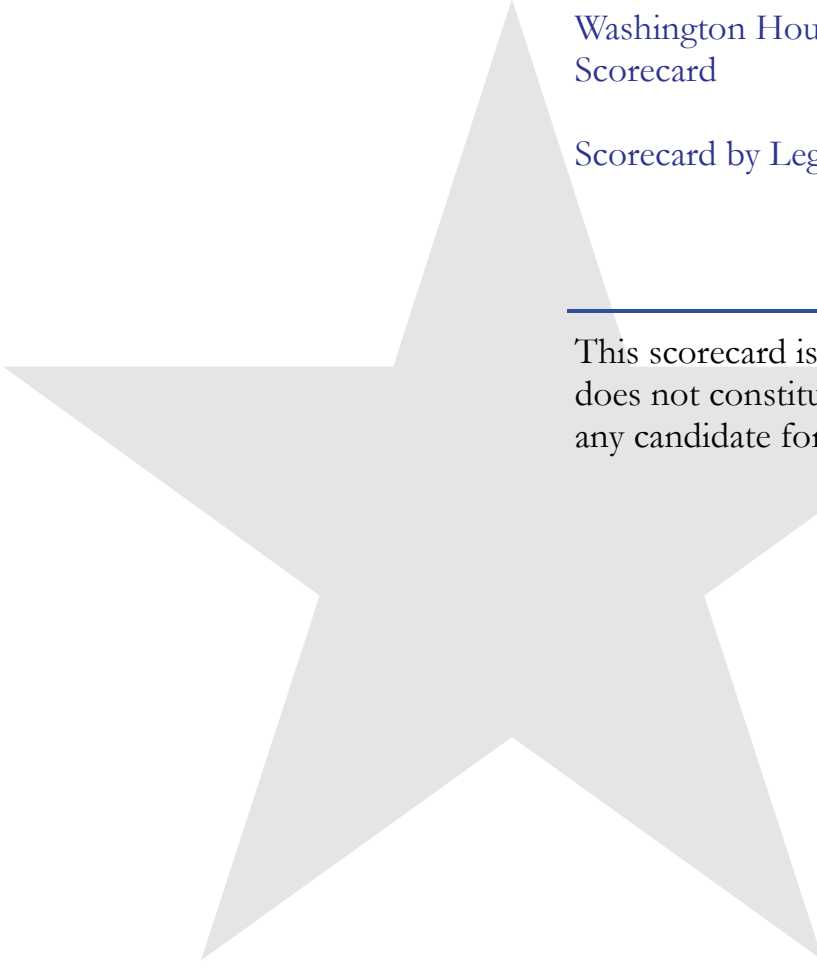


CHILDREN'S ALLIANCE

Table of Contents

Introduction	1
Legislator Ratings	2
Bill Descriptions	4
Additional Resources	6
Washington Senate Scorecard	7
Washington House of Representatives Scorecard	10
Scorecard by Legislative District	16

This scorecard is for educational purposes only. It does not constitute an endorsement for or against any candidate for public office.



Introduction

This legislative scorecard reports votes taken by state legislators on children's issues during the 2008 session of the Washington State legislature.

The purpose of the scorecard is to inform advocates for children and the general public about the voting record of state legislators on legislation affecting children and families. The Children's Alliance published a similar scorecard at the conclusion of the 2007 state legislative session. We intend to publish a scorecard each year following the state legislative session.

This scorecard reports the floor votes by both House and Senate members on seven bills, all of which passed and were signed into law by Governor Chris Gregoire. The votes occurred between February 13 and March 13, 2008. For the purposes of this scorecard, a vote in favor of the bill is a vote for children.

The bills featured in this scorecard were chosen because each will have a significant positive effect on children and families, particularly vulnerable children. The Children's Alliance supported each of these bills through a combination of direct lobbying, grassroots mobilization, and media work.

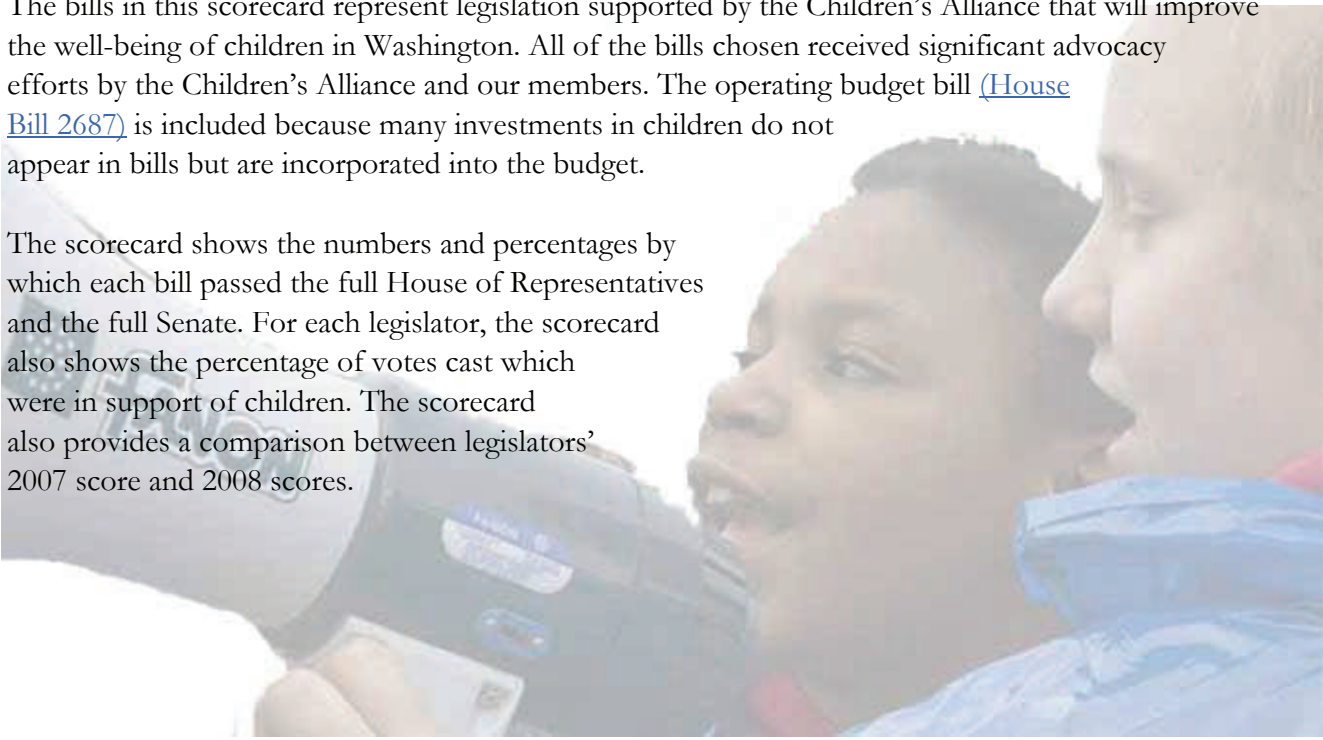
This is not an exhaustive list of bills affecting children. For example, bills related to early childhood education are included. However, many bills affecting K-12 education are not; the Children's Alliance does not focus on this policy area.

The bills in this scorecard represent legislation supported by the Children's Alliance that will improve the well-being of children in Washington. All of the bills chosen received significant advocacy efforts by the Children's Alliance and our members. The operating budget bill ([House Bill 2687](#)) is included because many investments in children do not appear in bills but are incorporated into the budget.

The scorecard shows the numbers and percentages by which each bill passed the full House of Representatives and the full Senate. For each legislator, the scorecard also shows the percentage of votes cast which were in support of children. The scorecard also provides a comparison between legislators' 2007 score and 2008 scores.

Scoring: Each Legislator received a score of 1 to 5 stars based on the percentage of votes cast for children.

5 stars - Perfect score
4 stars - 80 - 99%
3 stars - 60 - 79%
2 stars - 40 - 59%
1 star - 0 - 39%





Legislators with perfect scores

Senators

Jean Berkey
Lisa Brown
Tracey Eide
Darlene Fairley
Rosa Franklin
Karen Fraser
James Hargrove
Mary Margaret Haugen
Steve Hobbs
Ken Jacobsen
Jim Kastama
Claudia Kauffman
Karen Keiser
Derek Kilmer
Adam Kline
Jeanne Kohl-Welles
Chris Marr
Rosemary McAuliffe
Joe McDermott
Ed Murray
Eric Oemig
Margarita Prentice
Craig Pridemore
Marilyn Rasmussen
Debbie Regala
Phil Rockefeller
Paull Shin
Harriet Spanel
Rodney Tom
Brian Weinstein

Representatives

Sherry Appleton
Don Barlow
Brian Blake
Maralyn Chase
Frank Chopp
Eileen Cody
Steve Conway
Jeannie Darneille
Mary Lou Dickerson
Hans Dunshee
Deborah Eddy
William "Ike" Eickmeyer
Mark Ericks
Dennis Flannigan
Roger Goodman
Tami Green
Kathy Haigh
Bob Hasegawa
Zack Hudgins
Sam Hunt
Christopher Hurst
Ruth Kagi
Troy Kelley
Phyllis Kenney
Lynn Kessler
Steve Kirby
Patricia Lantz
Marko Liias
Kelli Linville
Liz Loomis
John McCoy
Jim McIntire
Mark Miloscia
Jim Moeller
Dawn Morrell
Jeff Morris
Sharon Nelson
Al O'Brien
Timm Ormsby
Jamie Pedersen
Eric Pettigrew
Dave Quall
Mary Helen Roberts
Christine Rolfes
Sharon Tomiko Santos
Larry Seaquist
Mike Sells
Geoff Simpson
Helen Sommers
Larry Springer
Pat Sullivan
Dave Upthegrove
Kevin Van De Wege
Deb Wallace
Brendan Williams
Alex Wood

Legislators scoring 80 to 99%

Senators

Brian Hatfield
Tim Sheldon

Representatives

Tom Campbell
Judy Clibborn
Bill Fromhold
Shirley Hankins
Ross Hunter
Fred Jarrett
Joyce McDonald

Shay Schual-Berke
Lynn Schindler
Dean Takko

Legislators scoring 60 to 79%

Senators

Don Benton
Dale Brandland
Bob McCaslin
Pam Roach
Joseph Zarelli

Representatives

John Ahern
Gary Alexander
Glenn Anderson
Mike Armstrong
Barbara Bailey
Bruce Chandler
Cary Condotta
Larry Crouse
Richard DeBolt
Doug Ericksen
Bill Grant
Larry Haler
Jaime Herrera
Bill Hinkle
Joel Kretz
Dan Kristiansen
Jim McCune
Daniel Newhouse
Ed Orcutt
Kirk Pearson

Skip Priest
Dan Roach
Jay Rodne
Charles Ross
Joe Schmick
Mary Skinner
Norma Smith
Bob Sump
Judy Warnick

Legislators scoring 40 to 59%

Senators

Mike Carrell
Jerome Delvin
Mike Hewitt
Janéa Holmquist
Jim Honeyford
Curtis King

Bob Morton
Linda Evans Parlette
Cheryl Pflug
Mark Schoesler
Val Stevens
Dan Swecker

Representatives

Jim Dunn
Maureen Walsh

Legislators scoring 0 to 39%

There are no legislators in this category.

The Bills

Following are descriptions of the bills appearing in this year's scorecard. There are seven separate bills. All bills passed the legislature and were signed into law by Governor Chris Gregoire. Note that there were partial vetoes of the following bills: House Bill 2687 (state budget) and House Bill 2647 (toxic toys). Information about these partial vetoes can be found at the [Governor's Website](http://www.governor.wa.gov/billaction/2008/default.asp#senate) at www.governor.wa.gov/billaction/2008/default.asp#senate.

Local Farms, Healthy Kids

Senate Bill 6483 increases access to locally grown fresh fruits and vegetables for school kids, low-income families and seniors. This bill enacts multiple policy changes to facilitate the purchase of local food by public schools; creates a pilot program to facilitate purchase of fresh, local food by food banks; increases acceptance of food stamps at farmers markets; and provides additional vouchers to low-income seniors and families to purchase food at farmer's markets.

Working Families Tax Credit

Senate Bill 6809 creates a sales tax break for families earning relatively low wages. Tax credits in 2009 and 2010 will be 5% of the families' Earned Income Tax Credit or \$25, whichever is greater for qualifying families. For 2011 and after, the credit will be 10% or \$50, whichever is greater.

Washington Head Start

House Bill 3168 directs the Department of Early Learning (DEL) to develop a plan to merge the existing Washington State Early Childhood Education Assistance Program and the federal Head Start and establish a statewide Washington Head Start Program for preschool children.

Health Information for Students

Senate Bill 5100 creates pilot projects in six school districts whereby schools inquire about students' health coverage when they enroll in school. With parental permission, the child's insurance status will be shared between the school district, the Department of Social and Health Service, and a local health outreach organization in order to help families enroll in health coverage programs.

The Bills Continued

Toxic Toys

House Bill 2647, the Children's Safe Products Act, prohibits the manufacturing and sale of children's products that contain harmful levels of chemicals including lead, cadmium, or phthalates. The bill also directs the Department of Ecology (DOE) to identify other high priority chemicals dangerous to children and report to the Legislature about policy options for addressing the chemicals by January 1, 2009. Governor Gregoire signed this bill after [vetoing](#) a section that would require the Department of Ecology to adopt rules by 2010. Even with this veto, the law is still the most comprehensive law of its kind in the country.

Students in Foster Care

House Bill 2679 creates programs to improve educational outcomes for students in foster care. The bill requires an annual report from the Office of the Superintendent of Public Instruction on the educational experiences and progress of students in foster care. It also requires school districts to transmit education records for these children moving to a new school within two days.

State Budget

House Bill 2687, the supplemental budget adopted by the 2008 Legislature, includes numerous investments in the well-being of children. Investments that are not addressed in the other bills in this scorecard include an increase in food stamp eligibility for low-income families, and \$10 million for a variety of services for kids living in foster care.

About the Children's Alliance

At the Children's Alliance, we're advocates for kids. We ensure that laws, policies and programs work for kids. And when they don't, we hold our leaders accountable until all children get what they need to be safe and healthy.

Be an advocate

It's time for all of us to stand up for kids. Join our [Children's Action Network](#) and you can take quick and easy action for kids online. Visit our [website](#) to learn more at www.childrensalliance.org.

Thank you


Thanks to Steve Wilson, a volunteer who provided the research and data analysis for this scorecard.

Learn more

To know more about policy results for kids, read our [review](#) of the 2008 State Legislative Session. You can download the Executive Summary, issue sections or the whole [report](#) at: <http://www.childrensalliance.org/publications/reports.cfm>.

For more information about your elected officials and legislation, visit the official website of the [Washington Legislature](http://www.leg.wa.gov) (www.leg.wa.gov). The site enables advocates to track their bills' location in the legislative process and to check on amendments and House and Senate votes including lists of legislators voting for and against. Information is also available on legislative agendas and schedules and on legislative committees and agencies.

For more information, please contact [Jon Gould](#) at 206-324-0340 x19 or jon@childrensalliance.org.



2017 E Spruce Street, Seattle, WA 98122
206.324.0340 1.800.854.KIDS

PO Box 3063, Spokane, WA 99220
509.747.7205

www.childrensalliance.org

Children's Alliance Legislative Scorecard - Washington Senate - 2008

The " + " indicates a vote supporting children and the " - " indicates a vote in opposition to children. The " a " signifies that the legislator did not vote on the bill.

The Percent Score is the percentage of a legislator's votes cast, excluding absences, which were in support of children.

						Bills	Local Farms, Healthy Kids	Working Family Credit	Head Start	Health Ins Info	Toxic Toys	Foster Care	State Budget
							1	2	3	4	5	6	7
							SB 6483	SB 6809	HB 3168	SB 5100	HB 2647	HB 2679	HB 2687
Last Name	First Name	Party	District	2008 Score	2007 Score								
Benton	Don	R	17	67%	69%	+	-	+	a	+	+	-	
Berkey	Jean	D	38	100%	100%	+	+	+	+	+	+	+	
Brandland	Dale	R	42	71%	69%	+	-	+	+	+	+	-	
Brown	Lisa	D	3	100%	100%	+	+	+	+	+	+	+	
Carrell	Mike	R	28	57%	75%	+	-	+	-	+	+	-	
Delvin	Jerome	R	8	43%	62%	+	-	+	-	-	+	-	
Eide	Tracey	D	30	100%	100%	+	+	+	+	+	+	+	
Fairley	Darlene	D	32	100%	100%	+	+	+	+	+	+	+	
Franklin	Rosa	D	29	100%	100%	+	+	+	+	+	+	+	
Fraser	Karen	D	22	100%	100%	+	+	+	+	+	+	+	
Hargrove	James	D	24	100%	100%	+	+	+	a	+	+	+	
Hatfield	Brian	D	19	86%	100%	+	+	+	+	-	+	+	
Haugen	Mary Margaret	D	10	100%	92%	a	+	+	+	+	+	+	
Hewitt	Mike	R	16	43%	50%	+	-	+	-	-	+	-	
Hobbs	Steve	D	44	100%	100%	+	+	+	+	+	+	+	
Holmquist	Janéa	R	13	43%	54%	+	-	+	-	-	+	-	
Honeyford	Jim	R	15	43%	54%	+	-	+	-	-	+	-	

This scorecard is for educational purposes only. It does not constitute an endorsement for or against any candidate for public office.

Children's Alliance Legislative Scorecard - Washington Senate - 2008

The " + " indicates a vote supporting children and the " - " indicates a vote in opposition to children. The " a " signifies that the legislator did not vote on the bill.

The Percent Score is the percentage of a legislator's votes cast, excluding absences, which were in support of children.

						Bills	Local Farms, Healthy Kids	Working Family Credit	Head Start	Health Ins Info	Toxic Toys	Foster Care	State Budget
							1	2	3	4	5	6	7
							SB 6483	SB 6809	HB 3168	SB 5100	HB 2647	HB 2679	HB 2687
Last Name	First Name	Party	District	2008 Score	2007 Score								
Jacobsen	Ken	D	46	100%	100%	+	+	+	+	+	+	+	+
Kastama	Jim	D	25	100%	100%	+	+	+	+	+	+	+	+
Kauffman	Claudia	D	47	100%	100%	+	+	+	+	+	+	+	+
Keiser	Karen	D	33	100%	100%	a	a	+	+	+	+	+	+
Kilmer	Derek	D	26	100%	100%	+	+	+	+	+	+	+	+
King	Curtis	R	14	43%	NA	+	-	+	-	-	+	-	-
Kline	Adam	D	37	100%	100%	+	+	+	+	+	+	+	+
Kohl-Welles	Jeanne	D	36	100%	100%	+	+	+	+	+	+	+	+
Marr	Chris	D	6	100%	90%	+	+	+	+	+	+	+	+
McAuliffe	Rosemary	D	1	100%	100%	+	+	+	+	+	+	+	+
McCaslin	Bob	R	4	71%	64%	+	-	+	+	+	+	+	-
McDermott	Joe	D	34	100%	NA	+	+	+	+	+	+	+	+
Morton	Bob	R	7	43%	62%	+	-	+	-	-	+	-	-
Murray	Ed	D	43	100%	100%	+	+	+	+	+	+	+	+
Oemig	Eric	D	45	100%	100%	+	+	+	+	+	+	+	+
Parlette	Linda Evans	R	12	43%	62%	+	-	+	-	-	+	-	-
Pflug	Cheryl	R	5	50%	56%	a	-	+	-	+	+	+	-

This scorecard is for educational purposes only. It does not constitute an endorsement for or against any candidate for public office.

Children's Alliance Legislative Scorecard - Washington Senate - 2008

The " + " indicates a vote supporting children and the " - " indicates a vote in opposition to children. The " a " signifies that the legislator did not vote on the bill.

The Percent Score is the percentage of a legislator's votes cast, excluding absences, which were in support of children.

						Bills	Local Farms, Healthy Kids	Working Family Credit	Head Start	Health Ins Info	Toxic Toys	Foster Care	State Budget
							1	2	3	4	5	6	7
							SB 6483	SB 6809	HB 3168	SB 5100	HB 2647	HB 2679	HB 2687
Last Name	First Name	Party	District	2008 Score	2007 Score								
Prentice	Margarita	D	11	100%	100%	+	+	+	+	+	+	+	+
Pridemore	Craig	D	49	100%	100%	+	+	+	a	+	+	+	+
Rasmussen	Marilyn	D	2	100%	92%	+	+	+	+	+	+	+	+
Regala	Debbie	D	27	100%	100%	a	a	+	+	+	+	+	+
Roach	Pam	R	31	71%	82%	+	-	+	+	+	+	+	-
Rockefeller	Phil	D	23	100%	92%	+	+	+	+	+	+	+	+
Schoesler	Mark	R	9	57%	46%	+	-	+	-	+	+	+	-
Sheldon	Tim	D	35	80%	69%	a	a	+	+	+	+	+	-
Shin	Paull	D	21	100%	100%	+	+	+	+	+	+	+	+
Spanel	Harriet	D	40	100%	100%	+	+	+	a	+	+	+	+
Stevens	Val	R	39	57%	50%	+	-	+	+	-	+	+	-
Swecker	Dan	R	20	57%	55%	+	-	+	-	+	+	+	-
Tom	Rodney	D	48	100%	100%	+	+	+	+	+	+	+	+
Weinstein	Brian	D	41	100%	100%	+	+	+	+	+	+	+	+
Zarelli	Joseph	R	18	71%	62%	+	-	+	+	+	+	+	-
						# of "+"s	44	29	49	34	40	49	31
						% of "+"s	100%	63%	100%	76%	82%	100%	63%

This scorecard is for educational purposes only. It does not constitute an endorsement for or against any candidate for public office.

Children's Alliance Legislative Scorecard - Washington House of Representatives - 2008

The " + " indicates a vote supporting children and the " - " indicates a vote in opposition to children. The " a " signifies that the legislator did not vote on the bill.

The Percent Score is the percentage of a legislator's votes cast, excluding absences, which were in support of children.

							Bills	Local Farms, Healthy Kids	Working Family Credit	Head Start	Health Ins Info	Toxic Toys	Foster Care	State Budget
								1	2	3	4	5	6	7
								SB 6483	SB 6809	HB 3168	SB 5100	HB 2647	HB 2679	HB 2687
Last Name	First Name	Party	District	2008 Score	2007 Score									
Ahern	John	R	6	71%	46%		+	-	+	+	+	+	+	-
Alexander	Gary	R	20	71%	46%		+	-	+	+	+	+	+	-
Anderson	Glenn	R	5	71%	15%		+	-	+	+	+	+	+	-
Appleton	Sherry	D	23	100%	100%		+	+	+	+	+	+	+	+
Armstrong	Mike	R	12	71%	62%		+	-	+	+	+	+	+	-
Bailey	Barbara	R	10	71%	54%		+	-	+	+	+	+	+	-
Barlow	Don	D	6	100%	100%		+	+	+	+	+	+	+	+
Blake	Brian	D	19	100%	92%		+	+	+	+	+	+	+	+
Campbell	Tom	R	2	86%	100%		+	-	+	+	+	+	+	+
Chandler	Bruce	R	15	71%	38%		+	-	+	+	+	+	+	-
Chase	Maralyn	D	32	100%	100%		+	+	+	+	+	+	+	+
Chopp	Frank	D	43	100%	100%		+	+	+	+	+	+	+	+
Clibborn	Judy	D	41	86%	100%		+	-	+	+	+	+	+	+
Cody	Eileen	D	34	100%	100%		+	+	+	+	+	+	+	+
Condotta	Cary	R	12	71%	45%		+	-	+	+	+	+	+	-
Conway	Steve	D	29	100%	100%		+	+	+	+	+	+	+	+
Crouse	Larry	R	4	71%	46%		+	-	+	+	+	+	+	-

This scorecard is for educational purposes only. It does not constitute an endorsement for or against any candidate for public office.

Children's Alliance Legislative Scorecard - Washington House of Representatives - 2008

The " + " indicates a vote supporting children and the " - " indicates a vote in opposition to children. The " a " signifies that the legislator did not vote on the bill.

The Percent Score is the percentage of a legislator's votes cast, excluding absences, which were in support of children.

							Bills	Local Farms, Healthy Kids	Working Family Credit	Head Start	Health Ins Info	Toxic Toys	Foster Care	State Budget
								1	2	3	4	5	6	7
								SB 6483	SB 6809	HB 3168	SB 5100	HB 2647	HB 2679	HB 2687
Last Name	First Name	Party	District	2008 Score	2007 Score									
Darneille	Jeannie	D	27	100%	100%		+	+	+	+	+	+	+	+
DeBolt	Richard	R	20	71%	46%		+	-	+	+	+	+	+	-
Dickerson	Mary Lou	D	36	100%	100%		+	+	+	+	+	+	+	+
Dunn	Jim	R	17	57%	38%		-	-	+	+	+	+	+	-
Dunshee	Hans	D	44	100%	100%		+	+	+	a	+	+	+	+
Eddy	Deborah	D	48	100%	92%		+	+	+	+	+	+	+	+
Eickmeyer	William "Ike"	D	35	100%	100%		a	a	a	a	a	a	a	+
Ericks	Mark	D	1	100%	100%		+	+	+	+	+	+	+	+
Ericksen	Doug	R	42	71%	62%		+	-	+	+	+	+	+	-
Flannigan	Dennis	D	27	100%	100%		+	+	+	+	+	+	+	+
Fromhold	Bill	D	49	86%	92%		+	-	+	+	+	+	+	+
Goodman	Roger	D	45	100%	100%		+	+	+	+	+	+	+	+
Grant	Bill	D	16	71%	85%		+	-	+	+	-	+	+	+
Green	Tami	D	28	100%	100%		+	+	+	+	+	+	+	+
Haigh	Kathy	D	35	100%	100%		+	+	+	+	+	+	+	+
Hailey	Steve	R	9	N/A	46%		a	a	a	a	a	a	a	a
Haler	Larry	R	8	71%	62%		+	-	+	+	+	+	+	-

This scorecard is for educational purposes only. It does not constitute an endorsement for or against any candidate for public office.

Children's Alliance Legislative Scorecard - Washington House of Representatives - 2008

The " + " indicates a vote supporting children and the " - " indicates a vote in opposition to children. The " a " signifies that the legislator did not vote on the bill.

The Percent Score is the percentage of a legislator's votes cast, excluding absences, which were in support of children.

							Bills	Local Farms, Healthy Kids	Working Family Credit	Head Start	Health Ins Info	Toxic Toys	Foster Care	State Budget
								1	2	3	4	5	6	7
								SB 6483	SB 6809	HB 3168	SB 5100	HB 2647	HB 2679	HB 2687
Last Name	First Name	Party	District	2008 Score	2007 Score									
Hankins	Shirley	R	8	86%	67%		+	+	+	+	+	+	+	-
Hasegawa	Bob	D	11	100%	100%		+	+	+	+	+	+	+	+
Herrera	Jaime	R	18	71%	NA		+	-	+	+	+	+	+	-
Hinkle	Bill	R	13	71%	50%		+	-	+	+	+	+	+	-
Hudgins	Zack	D	11	100%	100%		+	+	+	+	+	+	+	+
Hunt	Sam	D	22	100%	100%		+	+	+	+	+	+	+	+
Hunter	Ross	D	48	86%	100%		+	-	+	+	+	+	+	+
Hurst	Christopher	D	31	100%	100%		+	+	+	+	+	+	+	+
Jarrett	Fred	D	41	86%	85%		+	-	+	+	+	+	+	+
Kagi	Ruth	D	32	100%	100%		+	+	+	+	+	+	+	+
Kelley	Troy	D	28	100%	100%		+	+	+	+	+	+	+	+
Kenney	Phyllis	D	46	100%	100%		+	+	+	+	+	+	+	+
Kessler	Lynn	D	24	100%	100%		+	+	+	+	+	+	+	+
Kirby	Steve	D	29	100%	100%		+	+	+	+	+	+	+	+
Kretz	Joel	R	7	71%	46%		+	-	+	+	+	+	+	-
Kristiansen	Dan	R	39	71%	46%		+	-	+	+	+	+	+	-
Lantz	Patricia	D	26	100%	100%		+	+	+	+	+	+	+	+

This scorecard is for educational purposes only. It does not constitute an endorsement for or against any candidate for public office.

Children's Alliance Legislative Scorecard - Washington House of Representatives - 2008

The " + " indicates a vote supporting children and the " - " indicates a vote in opposition to children. The " a " signifies that the legislator did not vote on the bill.

The Percent Score is the percentage of a legislator's votes cast, excluding absences, which were in support of children.

							Bills	Local Farms, Healthy Kids	Working Family Credit	Head Start	Health Ins Info	Toxic Toys	Foster Care	State Budget
								1	2	3	4	5	6	7
								SB 6483	SB 6809	HB 3168	SB 5100	HB 2647	HB 2679	HB 2687
Last Name	First Name	Party	District	2008 Score	2007 Score									
Liias	Marko	D	21	100%	NA		+	+	+	+	+	+	+	+
Linville	Kelli	D	42	100%	92%		+	+	+	+	+	+	+	+
Loomis	Liz	D	44	100%	NA		+	+	+	+	+	+	+	+
McCoy	John	D	38	100%	100%		+	+	+	+	+	+	+	+
McCune	Jim	R	2	71%	62%		+	-	+	+	+	+	+	-
McDonald	Joyce	R	25	86%	77%		+	+	+	+	+	+	+	-
McIntire	Jim	D	46	100%	100%		+	+	+	+	+	+	+	+
Miloscia	Mark	D	30	100%	100%		+	+	+	+	+	+	+	+
Moeller	Jim	D	49	100%	100%		+	+	+	+	+	+	+	+
Morrell	Dawn	D	25	100%	100%		+	+	+	+	+	+	+	+
Morris	Jeff	D	40	100%	100%		+	+	+	+	+	+	+	+
Nelson	Sharon	D	34	100%	NA		+	+	+	+	+	+	+	+
Newhouse	Daniel	R	15	71%	46%		+	-	+	+	+	+	+	-
O'Brien	Al	D	1	100%	100%		+	+	+	+	+	+	+	+
Orcutt	Ed	R	18	71%	46%		+	-	+	+	+	+	+	-
Ormsby	Timm	D	3	100%	100%		+	+	+	+	+	+	+	+
Pearson	Kirk	R	39	71%	46%		+	-	+	+	+	+	+	-

This scorecard is for educational purposes only. It does not constitute an endorsement for or against any candidate for public office.

Children's Alliance Legislative Scorecard - Washington House of Representatives - 2008

The " + " indicates a vote supporting children and the " - " indicates a vote in opposition to children. The " a " signifies that the legislator did not vote on the bill.

The Percent Score is the percentage of a legislator's votes cast, excluding absences, which were in support of children.

							Bills	Local Farms, Healthy Kids	Working Family Credit	Head Start	Health Ins Info	Toxic Toys	Foster Care	State Budget
								1	2	3	4	5	6	7
								SB 6483	SB 6809	HB 3168	SB 5100	HB 2647	HB 2679	HB 2687
Last Name	First Name	Party	District	2008 Score	2007 Score									
Pedersen	Jamie	D	43	100%	100%		+	+	+	+	+	+	+	+
Pettigrew	Eric	D	37	100%	100%		+	+	+	+	+	+	+	+
Priest	Skip	R	30	71%	77%		+	-	+	+	+	+	+	-
Quall	Dave	D	40	100%	100%		+	+	+	+	+	+	+	+
Roach	Dan	R	31	71%	58%		+	-	+	+	+	+	+	-
Roberts	Mary Helen	D	21	100%	100%		a	+	+	+	+	+	+	+
Rodne	Jay	R	5	71%	62%		+	-	+	+	+	+	+	-
Rolfes	Christine	D	23	100%	100%		+	+	+	+	+	+	+	+
Ross	Charles	R	14	71%	46%		+	-	+	+	+	+	+	-
Santos	Sharon Tomiko	D	37	100%	100%		+	+	+	+	+	+	+	+
Schindler	Lynn	R	4	83%	46%		+	-	+	+	+	+	+	a
Schmick	Joe	R	9	71%	NA		+	-	+	+	+	+	+	-
Schual-Berke	Shay	D	33	86%	100%		+	-	+	+	+	+	+	+
Seaquist	Larry	D	26	100%	100%		+	+	+	+	+	+	+	+
Sells	Mike	D	38	100%	100%		+	+	+	+	+	+	+	+
Simpson	Geoff	D	47	100%	92%		+	+	+	+	+	+	+	+
Skinner	Mary	R	14	67%	58%		+	a	+	a	a	a	a	-

This scorecard is for educational purposes only. It does not constitute an endorsement for or against any candidate for public office.

Children's Alliance Legislative Scorecard - Washington House of Representatives - 2008

The " + " indicates a vote supporting children and the " - " indicates a vote in opposition to children. The " a " signifies that the legislator did not vote on the bill.

The Percent Score is the percentage of a legislator's votes cast, excluding absences, which were in support of children.

						Bills	Local Farms, Healthy Kids	Working Family Credit	Head Start	Health Ins Info	Toxic Toys	Foster Care	State Budget
							1	2	3	4	5	6	7
							SB 6483	SB 6809	HB 3168	SB 5100	HB 2647	HB 2679	HB 2687
Last Name	First Name	Party	District	2008 Score	2007 Score								
Smith	Norma	R	10	71%	NA	+	-	+	+	+	+	+	-
Sommers	Helen	D	36	100%	100%	+	+	+	+	+	+	+	+
Springer	Larry	D	45	100%	100%	+	+	+	+	+	+	+	+
Sullivan	Pat	D	47	100%	100%	+	+	+	+	+	+	+	+
Sump	Bob	R	7	75%	45%	a	a	+	a	+	+	+	-
Takko	Dean	D	19	86%	92%	+	-	+	+	+	+	+	+
Upthegrove	Dave	D	33	100%	100%	+	+	+	+	+	+	+	+
Van De Wege	Kevin	D	24	100%	100%	+	+	+	+	+	+	+	+
Wallace	Deb	D	17	100%	92%	+	+	+	+	+	+	+	+
Walsh	Maureen	R	16	57%	85%	+	-	+	+	-	+	-	-
Warnick	Judy	R	13	71%	42%	+	-	+	+	+	+	+	-
Williams	Brendan	D	22	100%	92%	+	+	a	+	a	a	a	+
Wood	Alex	D	3	100%	100%	+	+	+	+	+	+	+	+
				# of "+"s		93	57	95	93	92	94	64	
				% of "+"s		99%	61%	100%	100%	98%	100%	67%	
* Representative Steve Hailey was absent due to illness.													

Children's Alliance Legislative Scorecard - Scores by Legislative District in WA - 2008

District	Position	Last Name	First Name	Party	2008 Score	2007 Score
1	Senate	McAuliffe	Rosemary	Democrat	100%	100%
	House Position 1	O'Brien	Al	Democrat	100%	100%
	House Position 2	Ericks	Mark	Democrat	100%	100%
2	Senate	Rasmussen	Marilyn	Democrat	100%	92%
	House Position 1	McCune	Jim	Republican	71%	62%
	House Position 2	Campbell	Tom	Republican	86%	100%
3	Senate	Brown	Lisa	Democrat	100%	100%
	House Position 1	Wood	Alex	Democrat	100%	100%
	House Position 2	Ormsby	Timm	Democrat	100%	100%
4	Senate	McCaslin	Bob	Republican	71%	64%
	House Position 1	Crouse	Larry	Republican	71%	46%
	House Position 2	Schindler	Lynn	Republican	83%	46%
5	Senate	Pflug	Cheryl	Republican	50%	56%
	House Position 1	Rodne	Jay	Republican	71%	62%
	House Position 2	Anderson	Glen	Republican	71%	15%
6	Senate	Marr	Chris	Democrat	100%	90%
	House Position 1	Barlow	Don	Democrat	100%	100%
	House Position 2	Ahern	John	Republican	71%	46%
7	Senate	Morton	Bob	Republican	43%	62%
	House Position 1	Sump	Bob	Republican	75%	45%
	House Position 2	Kretz	Joel	Republican	71%	46%
8	Senate	Delvin	Jerome	Republican	43%	62%
	House Position 1	Hankins	Shirley	Republican	86%	67%
	House Position 2	Haler	Larry	Republican	71%	62%
9	Senate	Schoesler	Mark	Republican	57%	46%
	House Position 1	Hailey	Steve	Republican	na*	46%
	House Position 2	Schmick	Joe	Republican	71%	na
10	Senate	Haugen	Mary Margaret	Democrat	100%	92%
	House Position 1	Smith	Norma	Republican	71%	na
	House Position 2	Bailey	Barbara	Republican	71%	54%

Children's Alliance Legislative Scorecard - Scores by Legislative District in WA - 2008

District	Position	Last Name	First Name	Party	2008 Score	2007 Score
11	Senate	Prentice	Margarita	Democrat	100%	100%
	House Position 1	Hudgins	Zack	Democrat	100%	100%
	House Position 2	Hasegawa	Bob	Democrat	100%	100%
12	Senate	Parlette	Linda Evans	Republican	43%	62%
	House Position 1	Condotta	Cary	Republican	71%	45%
	House Position 2	Armstrong	Mike	Republican	71%	62%
13	Senate	Holmquist	Janéa	Republican	43%	54%
	House Position 1	Warnick	Judy	Republican	71%	42%
	House Position 2	Hinkle	Bill	Republican	71%	50%
14	Senate	King	Curtis	Republican	43%	na
	House Position 1	Skinner	Mary	Republican	67%	58%
	House Position 2	Ross	Charles	Republican	71%	46%
15	Senate	Honeyford	Jim	Republican	43%	54%
	House Position 1	Chandler	Bruce	Republican	71%	38%
	House Position 2	Newhouse	Daniel	Republican	71%	46%
16	Senate	Hewitt	Mike	Republican	43%	50%
	House Position 1	Walsh	Maureen	Republican	57%	85%
	House Position 2	Grant	Bill	Democrat	71%	85%
17	Senate	Benton	Don	Republican	67%	69%
	House Position 1	Dunn	Jim	Republican	57%	38%
	House Position 2	Wallace	Deb	Democrat	100%	92%
18	Senate	Zarelli	Joseph	Republican	71%	62%
	House Position 1	Herrera	Jaime	Republican	71%	na
	House Position 2	Orcutt	Ed	Republican	71%	46%
19	Senate	Hatfield	Brian	Democrat	86%	100%
	House Position 1	Takko	Dean	Democrat	86%	92%
	House Position 2	Blake	Brian	Democrat	100%	92%
20	Senate	Swecker	Dan	Republican	57%	55%
	House Position 1	DeBolt	Richard	Republican	71%	46%
	House Position 2	Alexander	Gary	Republican	71%	46%

Children's Alliance Legislative Scorecard - Scores by Legislative District in WA - 2008

District	Position	Last Name	First Name	Party	2008 Score	2007 Score
21	Senate	Shin	Paull	Democrat	100%	100%
	House Position 1	Roberts	Mary Helen	Democrat	100%	100%
	House Position 2	Liias	Marko	Democrat	100%	na
22	Senate	Fraser	Karen	Democrat	100%	100%
	House Position 1	Williams	Brendan	Democrat	100%	92%
	House Position 2	Hunt	Sam	Democrat	100%	100%
23	Senate	Rockefeller	Phil	Democrat	100%	92%
	House Position 1	Appleton	Sherry	Democrat	100%	100%
	House Position 2	Rolfes	Christine	Democrat	100%	100%
24	Senate	Hargrove	James	Democrat	100%	100%
	House Position 1	Van De Wege	Kevin	Democrat	100%	100%
	House Position 2	Kessler	Lynn	Democrat	100%	100%
25	Senate	Kastama	Jim	Democrat	100%	100%
	House Position 1	McDonald	Joyce	Republican	86%	77%
	House Position 2	Morrell	Dawn	Democrat	100%	100%
26	Senate	Kilmer	Derek	Democrat	100%	100%
	House Position 1	Lantz	Patricia	Democrat	100%	100%
	House Position 2	Seaquist	Larry	Democrat	100%	100%
27	Senate	Regala	Debbie	Democrat	100%	100%
	House Position 1	Flannigan	Dennis	Democrat	100%	100%
	House Position 2	Darneille	Jeannie	Democrat	100%	100%
28	Senate	Carrell	Mike	Republican	57%	75%
	House Position 1	Kelley	Troy	Democrat	100%	100%
	House Position 2	Green	Tami	Democrat	100%	100%
29	Senate	Franklin	Rosa	Democrat	100%	100%
	House Position 1	Conway	Steve	Democrat	100%	100%
	House Position 2	Kirby	Steve	Democrat	100%	100%
30	Senate	Eide	Tracey	Democrat	100%	100%
	House Position 1	Miloscia	Mark	Democrat	100%	100%
	House Position 2	Priest	Skip	Republican	71%	77%

Children's Alliance Legislative Scorecard - Scores by Legislative District in WA - 2008

District	Position	Last Name	First Name	Party	2008 Score	2007 Score
31	Senate	Roach	Pam	Republican	71%	82%
	House Position 1	Roach	Dan	Republican	71%	58%
	House Position 2	Hurst	Christopher	Democrat	100%	100%
32	Senate	Fairley	Darlene	Democrat	100%	100%
	House Position 1	Chase	Maralyn	Democrat	100%	100%
	House Position 2	Kagi	Ruth	Democrat	100%	100%
33	Senate	Keiser	Karen	Democrat	100%	100%
	House Position 1	Schual-Berke	Shay	Democrat	86%	100%
	House Position 2	Upthegrove	Dave	Democrat	100%	100%
34	Senate	McDermott	Joe	Democrat	100%	na
	House Position 1	Cody	Eileen	Democrat	100%	100%
	House Position 2	Nelson	Sharon	Democrat	100%	na
35	Senate	Sheldon	Tim	Democrat	80%	69%
	House Position 1	Haigh	Kathy	Democrat	100%	100%
	House Position 2	Eickmeyer	William	Democrat	100%	100%
36	Senate	Kohl-Welles	Jeanne	Democrat	100%	100%
	House Position 1	Sommers	Helen	Democrat	100%	100%
	House Position 2	Dickerson	Mary Lou	Democrat	100%	100%
37	Senate	Kline	Adam	Democrat	100%	100%
	House Position 1	Santos	Sharon Tomiko	Democrat	100%	100%
	House Position 2	Pettigrew	Eric	Democrat	100%	100%
38	Senate	Berkey	Jean	Democrat	100%	100%
	House Position 1	McCoy	John	Democrat	100%	100%
	House Position 2	Sells	Mike	Democrat	100%	100%
39	Senate	Stevens	Val	Republican	57%	50%
	House Position 1	Kristiansen	Dan	Republican	71%	46%
	House Position 2	Pearson	Kirk	Republican	71%	46%
40	Senate	Spanel	Harriet	Democrat	100%	100%
	House Position 1	Quall	Dave	Democrat	100%	100%
	House Position 2	Morris	Jeff	Democrat	100%	100%

Children's Alliance Legislative Scorecard - Scores by Legislative District in WA - 2008

District	Position	Last Name	First Name	Party	2008 Score	2007 Score
41	Senate	Weinstein	Brian	Democrat	100%	100%
	House Position 1	Jarrett	Fred	Democrat	86%	85%
	House Position 2	Clibborn	Judy	Democrat	86%	100%
42	Senate	Brandland	Dale	Republican	71%	69%
	House Position 1	Ericksen	Doug	Republican	71%	62%
	House Position 2	Linville	Kelli	Democrat	100%	92%
43	Senate	Murray	Ed	Democrat	100%	100%
	House Position 1	Pederson	Jamie	Democrat	100%	100%
	House Position 2	Chopp	Frank	Democrat	100%	100%
44	Senate	Hobbs	Steve	Democrat	100%	100%
	House Position 1	Dunshee	Hans	Democrat	100%	100%
	House Position 2	Loomis	Liz	Democrat	100%	na
45	Senate	Oemig	Eric	Democrat	100%	100%
	House Position 1	Goodman	Roger	Democrat	100%	100%
	House Position 2	Springer	Larry	Democrat	100%	100%
46	Senate	Jacobsen	Ken	Democrat	100%	100%
	House Position 1	McIntire	Jim	Democrat	100%	100%
	House Position 2	Kenney	Phyllis	Democrat	100%	100%
47	Senate	Kauffman	Claudia	Democrat	100%	100%
	House Position 1	Simpson	Geoff	Democrat	100%	92%
	House Position 2	Sullivan	Pat	Democrat	100%	100%
48	Senate	Tom	Rodney	Democrat	100%	100%
	House Position 1	Hunter	Ross	Democrat	86%	100%
	House Position 2	Eddy	Deborah	Democrat	100%	92%
49	Senate	Pridemore	Craig	Democrat	100%	100%
	House Position 1	Fromhold	Bill	Democrat	86%	92%
	House Position 2	Moeller	Jim	Democrat	100%	100%
* Representative Steve Hailey was absent during the 2008 session due to illness.						